




A new idea for College Housing

SPACE...

Everybody wants and needs more and seldom is there ever enough.

No where is this more true than in student housing or other facilities where circumstances are ALWAYS fluid and changing.



TOP TRACK STANDARD

elfa® is the innovator of wire Shelving and Storage Solutions since 1947. elfa® is the ultimate in storage and organization and can turn areas of chaos into models of efficiency. Originally produced for closets, elfa® soon developed into a major shelving line with the ability to be:

- Flexible
- A cost effective solution
- Adaptable
- Carry a weight load of 125 lbs. per linear foot

The BASICS

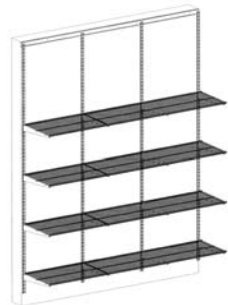
Made from heavy-gauge, epoxy-bonded steel, elfa® resists chipping, stains and rust. The elfa® Top Track is the only component that attaches to the wall. The elfa® Standard hangs from the mounted Top Track. From these two components, you can begin designing your closet or wall.



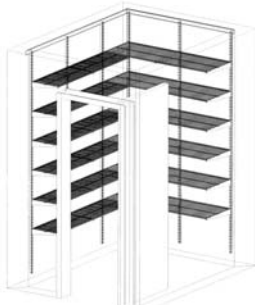
STUDENT CLOSET



STUDENT DESK



GENERAL STORAGE



STORAGE ROOM



BEFORE



AFTER

Consider the possibilities of using elfa in a variety of areas: dorm rooms, back office areas, storage rooms - wherever the goal is to optimize available space for storage and organization.

www.builtritesolutions.com

elfa® BuiltRite Solutions

Contact: Becky Clontz - 214-379-0655 or bclontz@builtritesolutions.com